

# CNET Hardware Reference Manual



32CHANNEL **DIGITAL INPUT** MODULE

**cnD32-00**

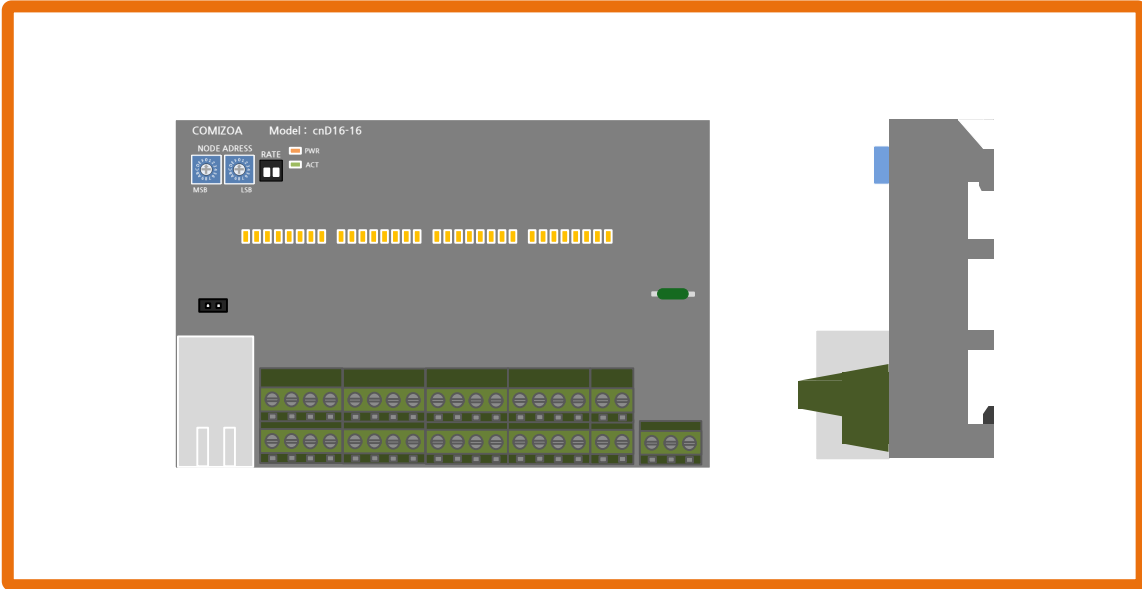
MAR 2016  
©2016 COMIZOA, All rights reserved

Hardware Manual Revision : 1.0.1  
Revision Data 2016. 03. 04

---

## Table Of Contents

1	개요 .....	1
2	제품사양 .....	2
3	Wiring .....	3
4	Device ID Setting .....	4
5	Indicators .....	4
6	C-NET Baud Rate Setting .....	4

**개요**

**CNET Series - cnD32-00 (Digital NPN Input 32ch)**

cnD32-00은 커미조아의 CNET 기반 제어기의 32채널 Digital 입력 모듈입니다.

각 채널의 내부 제어신호와 외부 입출력 신호는 포토커플러를 사용하여 절연됩니다.

본 매뉴얼은 cnD32-00의 하드웨어 구성과 기능에 대해 설명하는 하드웨어 매뉴얼입니다.

CNET 시스템의 전반적인 내용은 CNET product System reference 매뉴얼을 참조 바랍니다.

**제품사양**
**▣ Digital Specification**

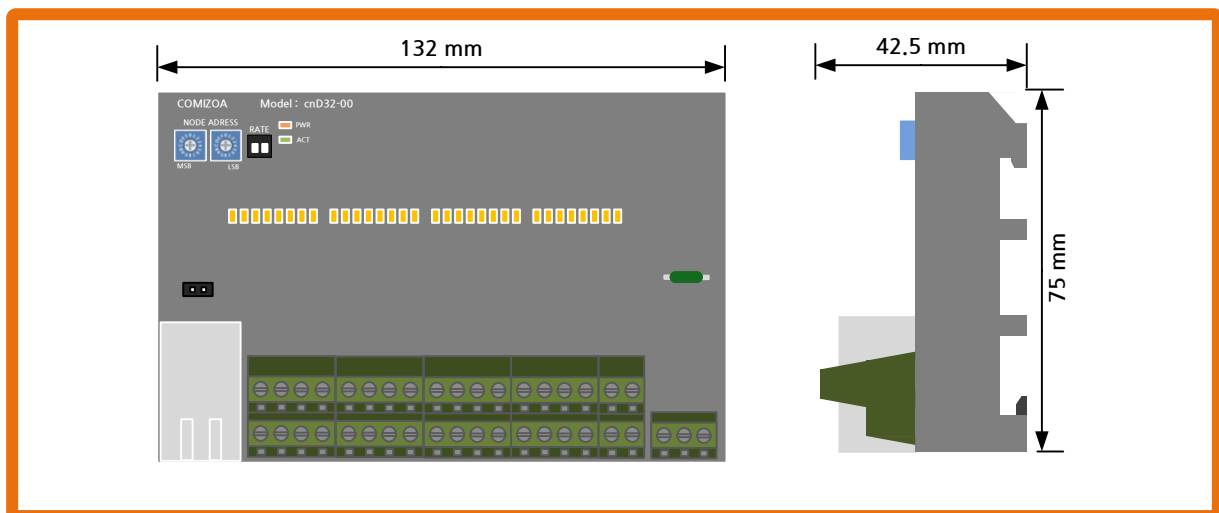
ITEM	Details
Number of Inputs	Isolated 32 Input
Input type	Current sinking type (NPN)
Input Level Tolerant	Low (Min. 0V ~ Max 1.5V)
	High (Min. 5V ~ Max 24V)
Isolation	1000V Channel to Channel
Input Impedance	3.6 KOhm

**▣ Power Specification**

ITEM	Details
Power Dissipation	120mA @ 24V DC
Rated Input Voltage	24V DC (-15%/+20%, ripple ratio within 5%) EN 61131-2

**▣ Environmental Specification**

ITEM	Details
Dimension	75 * 132 * 42.5 (mm)
Install	Industrial DIN rail
Operating Temperature Range	0℃ ~ 50℃
Storage Temperature Range	-20℃ ~ 80℃
Operating Humidity Range	5% ~ 90%RH, non-condensing
Storage Humidity Range	5% ~ 90%RH, non-condensing

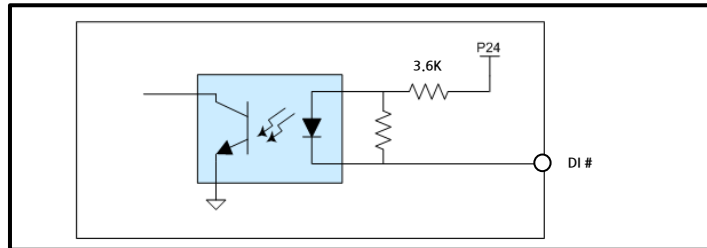

**Dimension**

Wiring

■ RJ45 Connector

P1		P2	
1	NC	1	NC
2	NC	2	NC
3	RS485_D+	3	RS485_D+
4	NC	4	NC
5	NC	5	NC
6	RS485_D-	6	RS485_D-
7	NC	7	NC
8	NC	8	NC

■ Circuit Diagram

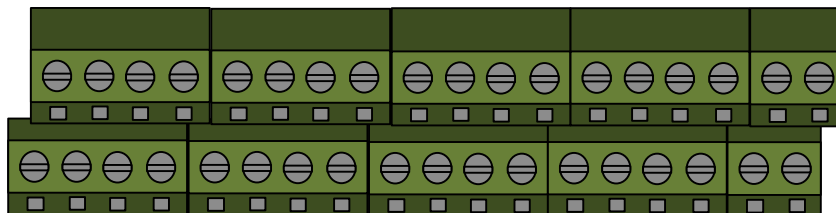


■ PIN MAP

PWR 0, 1

P	PWR 24V
N	PWR 0V
G	PWR 0V

Ch 0 ~ 31




DI 00	DI 01	DI 02	DI 03	DI 04	DI 05	DI 06	DI 07	COM	DI 08	DI 09	DI 10	DI 11	DI 12	DI 13	DI 14	DI 15	COM
DI 16	DI 17	DI 18	DI 19	DI 20	DI 21	DI 22	DI 23	N24	DI 24	DI 25	DI 26	DI 27	DI 28	DI 29	DI 30	DI 31	N24


**Device ID Setting**

 MSB    LSB	<b>NODE ID setting</b>	MSB(1:0) * 16 + LSB
	<b>NODE ID range</b>	0 ~ 63

**Indicators**

			
<b>PWR</b>	SYSTEM POWER LED	ON	SYSTEM POWER(3.3V DC) ON
		OFF	SYSTEM POWER(3.3V DC) OFF
<b>ACT</b>	C-NET STATE LED	ON	C-NET COMMUNICATION ACTIVATE
		OFF	C-NET COMMUNICATION DEACTIVATE

**C-NET Baud Rate Setting**

 ON 1    2	<b>11</b>	2.5Mbps
	<b>10</b>	5Mbps
	<b>01</b>	10Mbps
	<b>00</b>	20Mbps

## Hardware Reference Manual Update List

No.	Version	Date	Changes in
1			
2	1.01	2016.03.04	글꼴변경 (나눔고딕, 굴림)

# CNET Reference Manual

Copyright holder : COMIZOA CO.,LTD  
Copyright (c) by COMIZOA CO.,LTD. All right reserved.  
2016. 03. 04.



COMIZOA CO.,LTD  
<http://www.comizoa.com>  
Tel) +82 - 42 - 936 - 6500  
Fax) +82 - 42 - 936 - 6507

All the details including figures and programs included in this manual is protected by Korean Copyright.  
Any parts of this manual can be copied or distributed without COMIZOA's permission.