

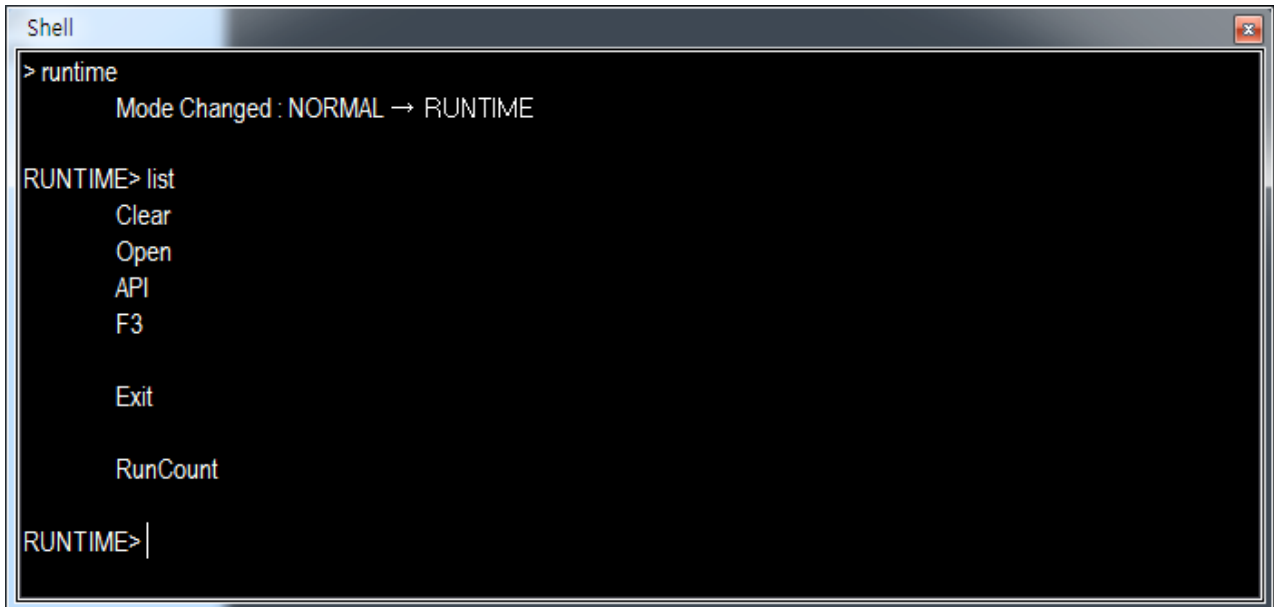
Table of Contents

사용방법	1
반복호출	1

RunTime Mode

× RunTime Mode에 대한 안내 페이지입니다.
API의 수행속도를 측정할 수 있습니다.

사용방법



```
Shell
> runtime
    Mode Changed : NORMAL → RUNTIME

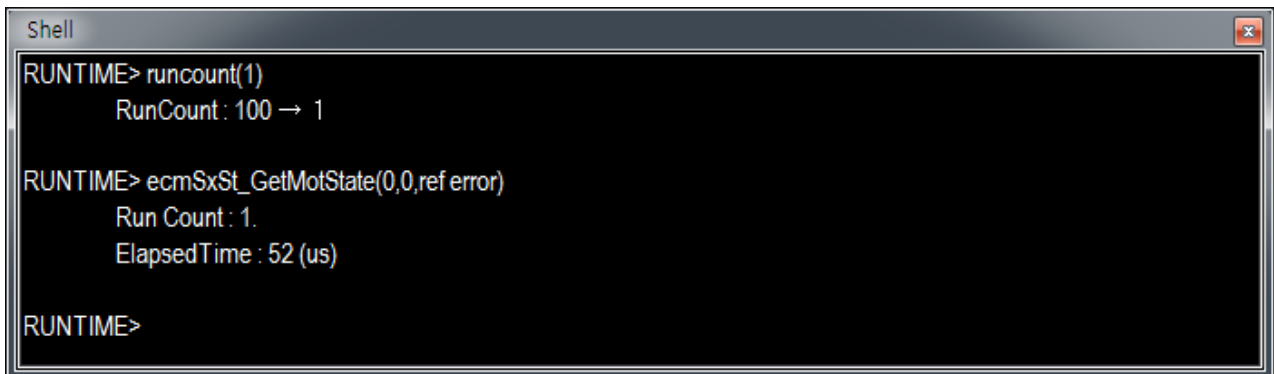
RUNTIME> list
    Clear
    Open
    API
    F3

    Exit

    RunCount

RUNTIME> |
```

- RunTime Mode에서 api를 호출하면, 리턴될때까지의 시간이 표시됩니다.

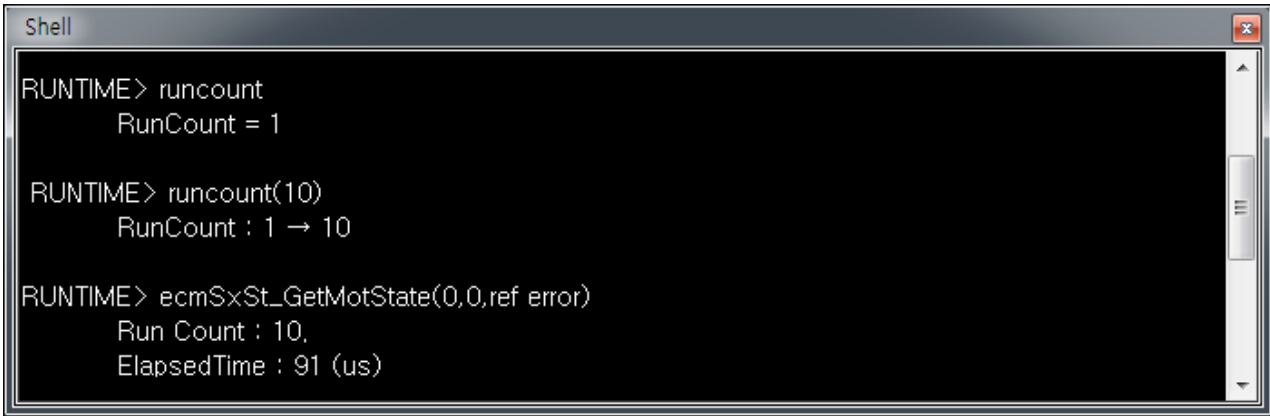


```
Shell
RUNTIME> runcount(1)
    RunCount : 100 → 1

RUNTIME> ecmSxSt_GetMotState(0,0,ref error)
    Run Count : 1.
    ElapsedTime : 52 (us)

RUNTIME>
```

반복호출



```
RUNTIME> runcount  
RUNTIME> runcount(10)
```

- RunCount : 반복 횟수를 확인합니다.
- RunCount(10) : 반복 횟수를 10으로 변경합니다.

From:
<https://www.comizoa.com/info/> - -

Permanent link:
https://www.comizoa.com/info/doku.php?id=application:comiide:tool:shell:shell_runtime_mode&rev=1543285393

Last update: **2024/07/08 18:23**