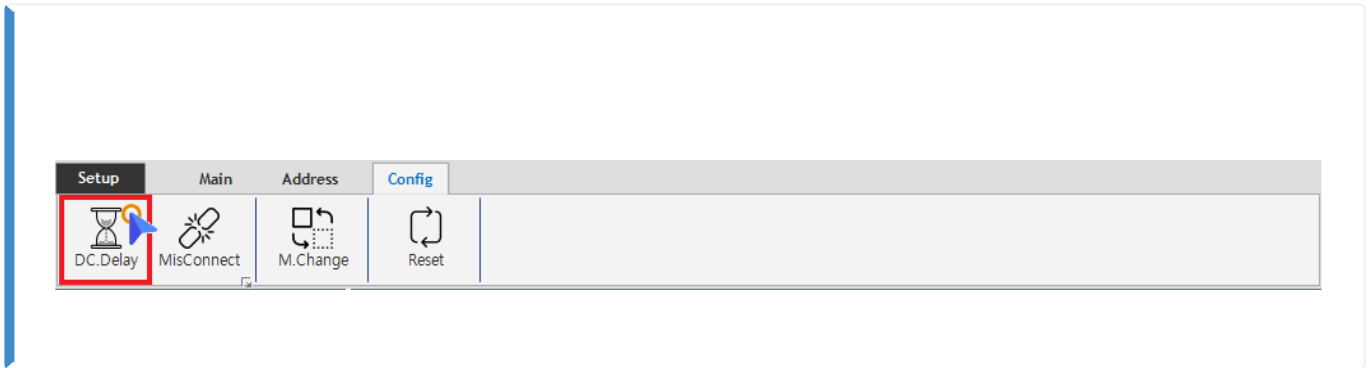


**DC Delay** ..... 1  
..... 1  
DC Delay ..... 1

# DC Delay

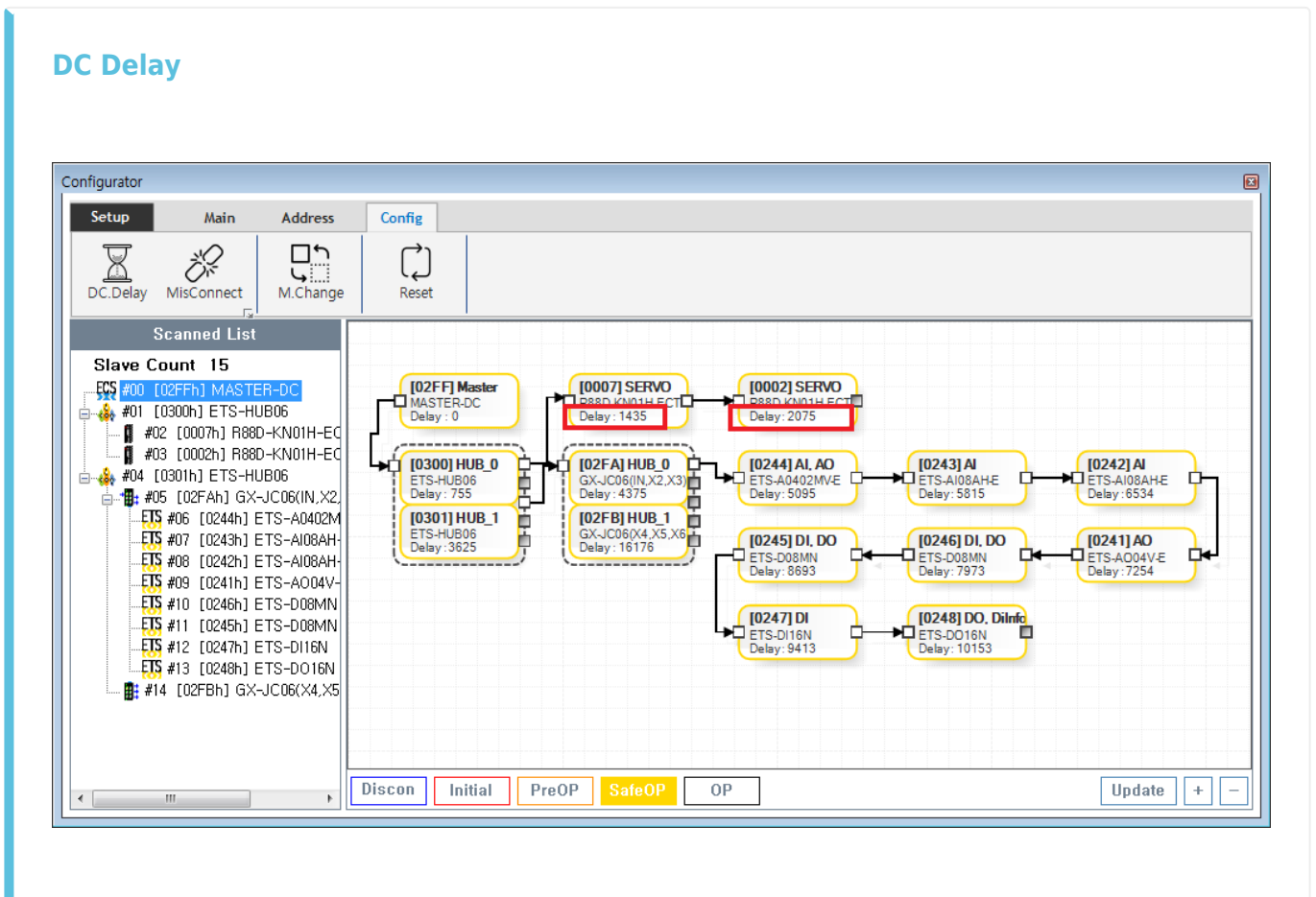
× DC Mode

Delay Time

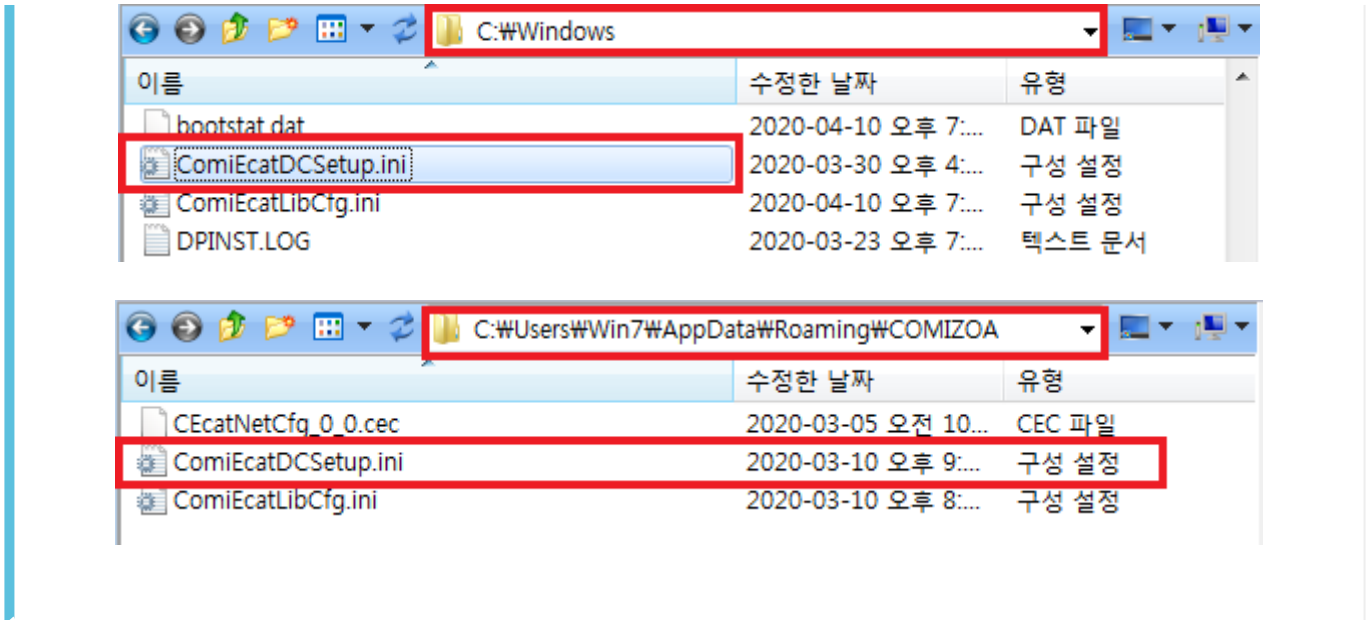


- **Config Tab** DC.Delay

- **DC Sync** Slave



- TopologyView Table Delay가 ns



- 'c:\windows' 'C:\Users\Win7\AppData\Roaming\COMIZOA'
- 'ComiEcatDCSetup.ini' .

```
[NET1_DC_DELAY]
NumSlaves=20
slave000=767, 0, 735, 0, 0, 0
slave001=768, 735, 720, 135, 0, 735
slave002=580, 720, 699, 0, 0, 1455
slave003=579, 699, 740, 0, 0, 2154
slave004=578, 740, 719, 0, 0, 2894
slave005=577, 719, 740, 0, 0, 3613
slave006=581, 740, 720, 0, 0, 4353
slave007=582, 720, 719, 0, 0, 5073
slave008=583, 719, 720, 0, 0, 5792
slave009=584, 720, 720, 0, 0, 6512
slave010=586, 720, 720, 0, 0, 7232
slave011=585, 720, 720, 0, 0, 7952
slave012=588, 720, 740, 0, 0, 8672
slave013=587, 740, 0, 0, 0, 9412
slave014=769, 135, 0, 0, 669, 18324
slave015=2, 669, 640, 0, 0, 18993
slave016=1, 640, 680, 0, 0, 19633
```

- Slave , Port Receive Time .
- Slave Disconnect Topology가
  - Slave delay가 .
  - Delay .

The screenshot displays the 'Slave RW' interface. On the left, a list of slaves is shown, with '08 : [0242] ETS-AI08AH-E' selected. On the right, a network diagram illustrates the EtherCAT topology. An 'EtherCAT Processing Unit' is connected to four ports: Port 0 (ReceiveTime: 719), Port 1 (ReceiveTime: 720), Port 2, and Port 3. The status for Port 1 is 'Loop Open' and 'Comm. Estab'. The diagram also shows 'Info' tabs for EEPROM, CoE SDO, Register, and Update, and a 'Type' field set to 'ET1100'.

- Port ReceiveTime Slaves 가 .

From: <https://www.comizoa.com/info/> - -

Permanent link: [https://www.comizoa.com/info/doku.php?id=platform:ethercat:1\\_setup:10\\_config:20\\_desc:60\\_dcdelay&rev=1586832008](https://www.comizoa.com/info/doku.php?id=platform:ethercat:1_setup:10_config:20_desc:60_dcdelay&rev=1586832008)

Last update: 2024/07/08 18:22