

Setup Guide - StandAlone 1

 Device Install 1

 Setup 2

 Connect Check 2

 Config 3

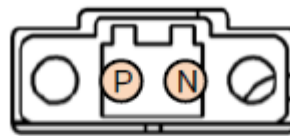
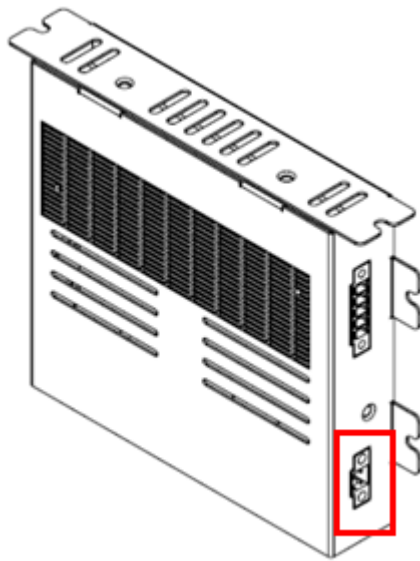
 Test 3

Setup Guide - StandAlone

× Stand Alone EtherCAT Setup Quick Guide

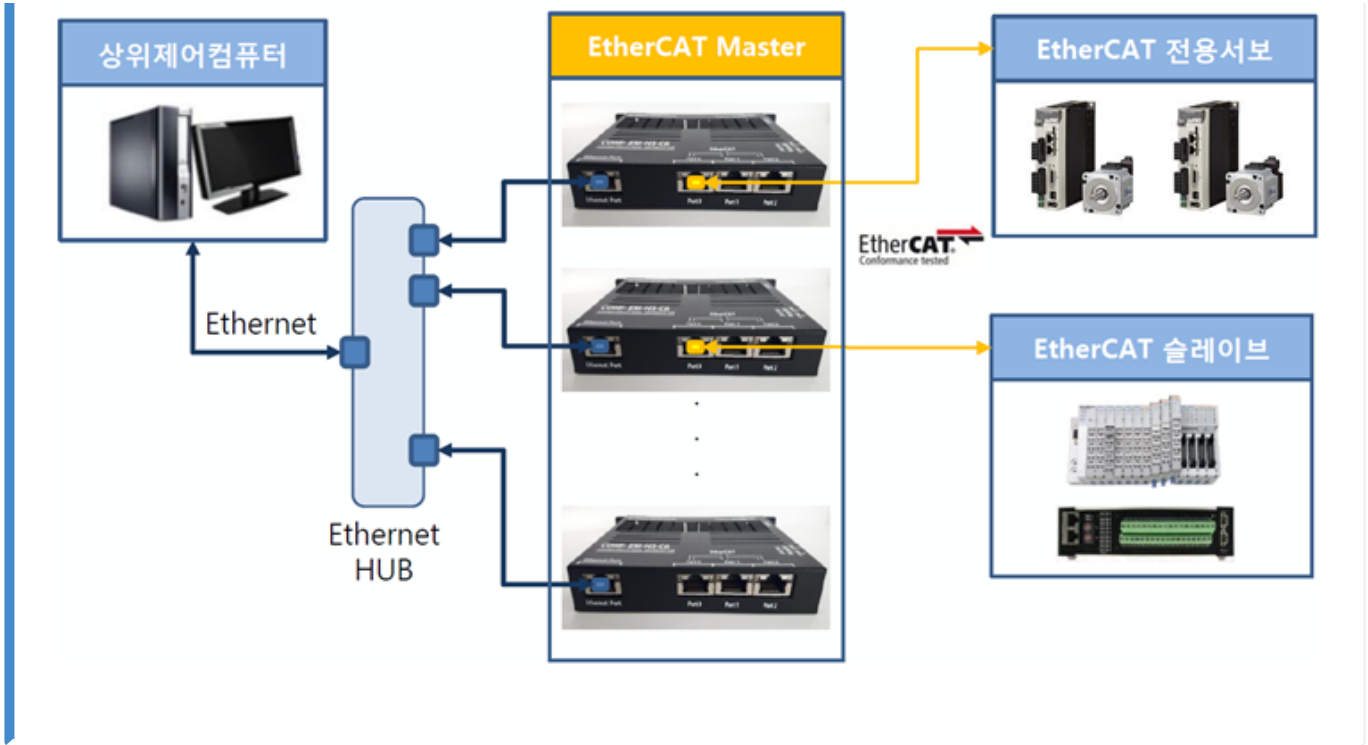
Device Install

- DC 24V 가



P	PWR DC P24V
N	PWR DC N24V

- 'Ethernet Port' PC



- EtherCAT Port ('Port 0' ~ 'Port 2') Slave
- LED 가 , 25

Setup

- Setup ([Download](#)) Setup
- Setup 가
 - [DLL](#)
- ComilDE
- Daemon
- ComilDE [Device Load](#)
- ComilDE , [SW Version](#)

Connect Check

- Cat.5e STP¹⁾
-

Config

- **Configuration**
- Slave **AI-State가 OP가**

Test

- **ComiIDE**
- Motion Test **Motion Test**

1)

Shielded Twisted-Pair CAT 5e

From:

<https://www.comizoa.com/info/> - -

Permanent link:

https://www.comizoa.com/info/doku.php?id=platform:ethernet:1_setup:10_setup_ip&rev=1598944835

Last update: **2024/07/08 18:22**