

**Setup Guide - StandAlone** ..... 1

    Device Install ..... 1

    Setup ..... 2

    Connect Check ..... 2

    Config ..... 3

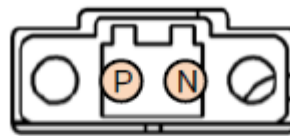
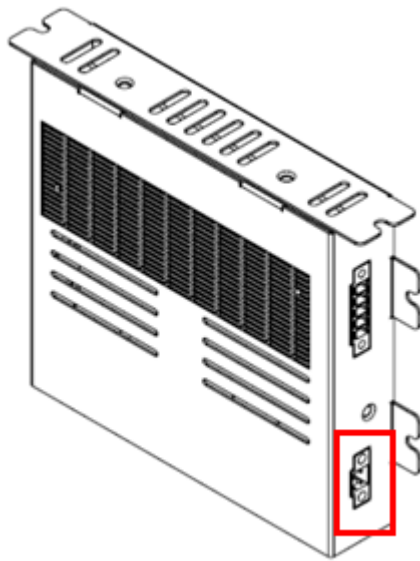
    Test ..... 3

# Setup Guide - StandAlone

× Stand Alone    EtherCAT Setup    Quick Guide

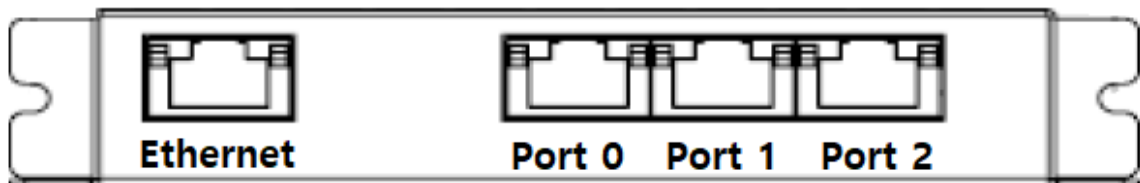
## Device Install

- DC 24V 가

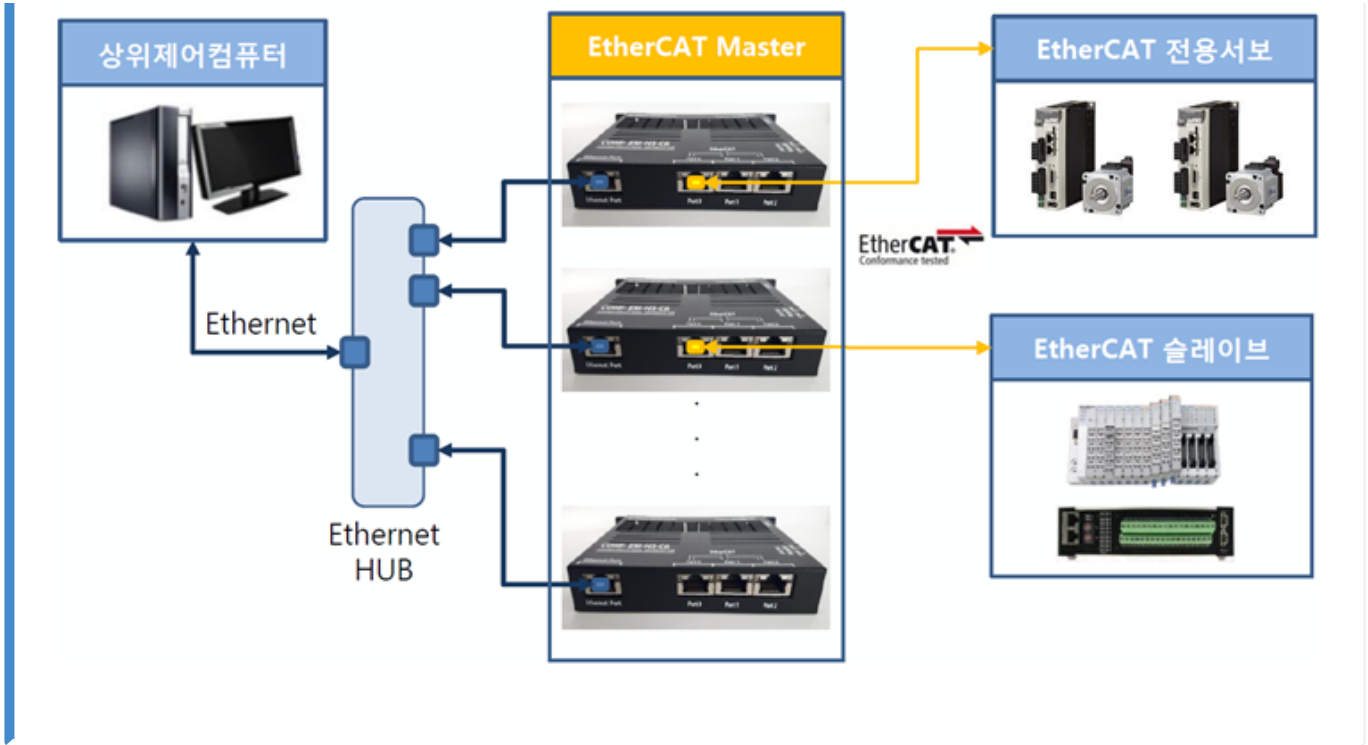


P	PWR DC P24V
N	PWR DC N24V

- PC, Slave



- 'Ethernet Port'    PC
- EtherCAT Port ('Port 0' ~ 'Port 2')    Slave



- LED 가 , 25

### Setup

- Setup (**Download**) Setup
- Setup 가
  - **DLL**
- ComilDE
- Daemon
- ComilDE **Device Load**
- ComilDE , **SW Version**

### Connect Check

- Cat.5e STP<sup>1)</sup>
-

### Config

- **Configuration**
- Slave **AI-State가 OP가**

### Test

- **ComiIDE**
- Motion Test **Motion Test**

1)  
Shielded Twisted-Pair CAT 5e

From:  
<https://www.comizoa.com/info/> - -

Permanent link:  
[https://www.comizoa.com/info/doku.php?id=platform:ethercat:1\\_setup:10\\_setup\\_ip&rev=1598945634](https://www.comizoa.com/info/doku.php?id=platform:ethercat:1_setup:10_setup_ip&rev=1598945634)

Last update: **2024/07/08 18:22**