

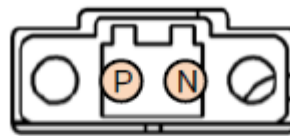
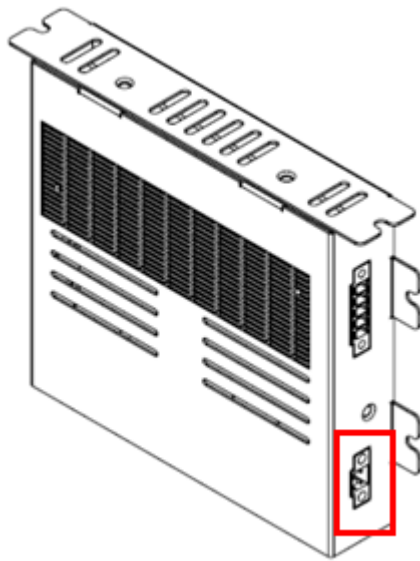
- Setup Guide - StandAlone** 1
- Device Install 1
- Setup 2
- Connect Check 2
- Config 3
- Test 3
- Firmware Update 3

Setup Guide - StandAlone

× Stand Alone EtherCAT Setup Quick Guide

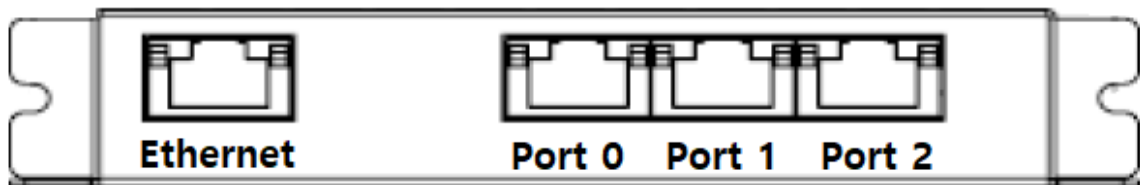
Device Install

- DC 24V 가

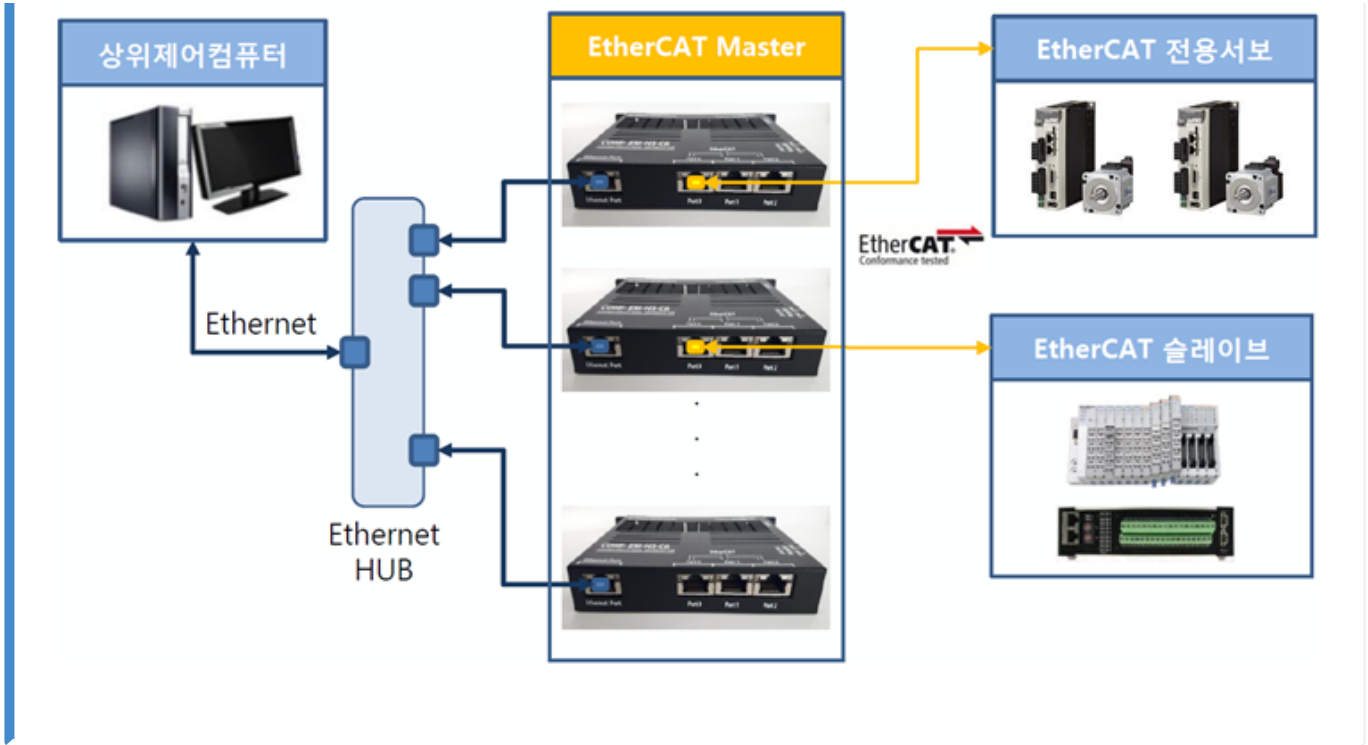


P	PWR DC P24V
N	PWR DC N24V

- PC, Slave



- 'Ethernet Port' PC
- EtherCAT Port ('Port 0' ~ 'Port 2') Slave



- LED 가 , 25

Setup

- Setup (**Download**) Setup
- Setup 가
 - **DLL**
- ComilDE
- Daemon
- ComilDE **Device Load**
- ComilDE , **SW Version**

Connect Check

- Cat.5e STP¹⁾
-

Config

- **Configuration**
- Slave **AI-State**가 **OP**가

Test

- **ComiIDE**
- Motion Test **Motion Test**

Firmware Update

- Firmware 가 , ComiIDE **Firmware Update**
- × , **DeviceID**

1)
Shielded Twisted-Pair CAT 5e

From:
<https://www.comizoa.com/info/> - -

Permanent link:
https://www.comizoa.com/info/doku.php?id=platform:ethercat:1_setup:10_setup_ip&rev=1607707335

Last update: **2024/07/08 18:22**